

Seams Like News!



Our monthly meeting on Zoom:
Mon, November 15, 2021 @ 6:30 PM
Watch your e-mail for details.

November 2021 Issue:

A Note From our President...

I don't think I'm alone in my love of retreats. There is nothing better than having a long weekend to focus on our favorite hobby with others who share the love of quilting. I started attending retreats my second year in the guild, and feel that is how I got to know other members. Attending Sewing Saturdays and Weekends helped solidify many friendships. Registration for our very popular Oregon Garden's Retreat is open - I hope to see you there!

As the holiday season is beginning, it is always good to reflect. The last month has had many challenges for the leadership of the guild -- and I'm thankful for everyone's grace and support as we navigate these difficult times together. There are so many people I'm thankful for right now. For Judy Block bringing us to the 21st century with our new website and the ability to pay online, for Joyce Greenfield keeping communications and technology working (and making me laugh when I need it!), For Sue Hauser, for being ... Sue Hauser ... steady and kind (and bringing us amazing programming each month). For Jean Laswell, willing to do what is needed for the guild. There are many members, who are working behind the scenes to make sure our guild continues to thrive.

We need all our members to help us thrive. There are many opportunities to volunteer your time and help the guild. Reading through this newsletter, you'll find there are many ways to contribute. Reach out to a board member and offer your time -- we would love hearing from you!

Happy sewing to all!

Marianne Greenley, WQG President



Nov Program	<u>2</u>
Sewing Weekend	<u>2</u>
WQG Board	<u>3</u>
Directories	<u>3</u>
Outdoor Meet-Up	<u>4</u>
Tech Tip	<u>4</u>
Education Corner	<u>4</u>
Oregon Garden Retreat	<u>5</u>
Volunteer Opportunities	<u>6</u>
History Mystery	<u>7</u>
Birthdays	<u>8</u>
Show-N-Tell	<u>8</u>
Calendar	<u>9</u>
Block of Month	<u>10</u>
Thank You	<u>10</u>
For Sale	<u>10</u>
Challenge Quilt	<u>11</u>
Donating Fabric	<u>11</u>
Member Survey	<u>12-13</u>
Keeping Up	<u>14</u>
Rewards Programs	<u>14</u>
WQG Business Members	<u>15</u>

For Your Health and Safety...

At all of our in-person gatherings, the Westside Quilters Guild complies with the guidance put out by Washington County Public Health. Want to know the latest and greatest in COVID19 safety precautions? Just follow this link to the current version:

[Gatherings and Events Guidance from Public Health.](#)

Click on the page #
to go directly to your
page of interest.

November Program: Karen Brown

Editor's Note: Karen has the distinction of being our most requested speaker. You don't want to miss seeing her!

For our November guild meeting, we will be treated to a presentation from Karen Brown. This popular quilter titles her presentation, "Be the Best Quilter You Can Be."

Karen has become an online sensation in recent times, teaching her fans how to organize their sewing space, conquer their UFO piles, and turn their scraps into treasures. Many of our guild members are fans, learning from Karen's posts and videos, and enjoying her fast-paced, upbeat, and informative tips. Be sure to join in for the November guild meeting- you'll be glad you did!

Karen is a quilter, crafter, mother, wife, daughter, and businesswoman, but not necessarily in that order. She loves to make things and likes nothing better than checking things off the list. She likes trying new things, finding short-cuts and new ways of using old things. She shares what she has learned on "Just Get It Done Quilts". Her website, blog, and videos are a wealth of information and fun to explore.


You can find Karen at:

Website: www.JustGetItDoneQuilts.com (Be sure to sign up for her newsletter)

YouTube: https://www.youtube.com/channel/UCQt_y4kqMQIG1id0n975DVg

Instagram: <https://www.instagram.com/justgetitdonequilts/>

You'll find her Facebook info on the website.



November Sewing Weekend

Have Christmas projects you need to finish or start? Join us for a weekend of sewing and friends. Are you hesitant because you are new? No worries, you will leave with lots of new friends.

You only need to bring your sewing machine, project, rotary cutter, your meals (or order from local restaurants), and mask. We provide a cutting station and ironing stations.

- ⇒ Friday November 12th 3:00-8:00
- ⇒ Saturday November 13th 9:00-8:00
- ⇒ Sunday November 14th. 9:00-3:00

Due to physical restrictions, I will need help setting up, I will be there at 2:00 on Friday.

I will have a table of freebies and 2021-2022 Guild Directories available if you haven't gotten yours. Questions??? Contact Heidi Nesheim. (See WQG Member Directory for Heidi's contact information.)

Sewing Weekend:

November 12—14

Sewing Saturday:

December 11

2021 - 2022 Guild Officers and Other Contact Information

Name	Office	E-Mail
Marianne Greenley	President	WQGPres28@gmail.com
Sherry Smith	VP-Education	WQGVPEduc@gmail.com
Cheryl Kraft	VP-Charity	WQGCharity@gmail.com
Karen Newton	Secretary	WQGSec@gmail.com
Carol Sayles	Treasurer	WQGTreas@gmail.com
Robbie Berg	Programs	WQGPProg@gmail.com
Sue Nichols and JudyQ Block	Ways & Means	WQGWMean@gmail.com
Chase Lawrence	Membership	WQGMemb@gmail.com
Carol Sayles	Registrar	WQGPProg2@gmail.com
Joyce Greenfield	Technology	WQGHillsboro@gmail.com
Sharon Kennedy	Newsletter	WQGNews@gmail.com
JudyQ Block	Website	WQGJudyQ@gmail.com
Iman Bilal	Website Assistant	WQGWebster@gmail.com

Website: <https://WestsideQuiltersGuild.com>

Membership Directories: Now a Necessity

Our WQG Directories have always been helpful, but now they are a necessity!

Because our newsletter is now available to the public on the website, we don't publish personal contact information. When appropriate, we use the WQG Board e-mails listed above.

For individual members, we encourage you to look in your directory, which is available both in print and on the members-only section of the website.. We are sorry for the inconvenience.

Don't have your directory yet? Contact Chase Lawrence @ WQGMemb@gmail.com.

Outdoor Meet-Up @ Rood Bridge Park

Please join us for an informal in-person gathering at
Rood Bridge Park, Thursday, November 18th at 1pm.

4000 SE Rood Bridge Rd, Hillsboro, OR 97123

We will have a raffle and door prizes!



Tech Tip: Backing Up Your Computer Data

Computers are wonderful tools - a great way to keep in touch with family and friends, store documents and information, keep photos from your favorite vacations, and lots more. Our phones, laptops and tablets have become important tools in conducting our day to day activities ... but how often do you back up your files and devices? Most likely it's not often enough!



At a minimum, think about backing up your photos and documents; anything you wouldn't want to lose forever should be backed up. Do an online search for how to backup your specific device and make a practice to do a backup on a regular basis.

You may never need to restore files from a backup, but you will be grateful to have backed up your data should the need ever arise!

Joyce Greenfield

Education Corner: Conversation Prints

Let's talk about Conversation Prints!

Conversation prints, first created in the 1800's, include a wide variety of themes, products, and events, as described on the website: [History of Conversation Prints | AllPeopleQuilt.com](https://www.allpeoplequilt.com/history-of-conversation-prints/)

These fabrics were very popular around the turn of the 20th century and they continue to be popular and sought after today. According to the website, "Early conversation prints, from 1900 through 1940, were designed to appeal to children and, consequently, those who sewed for them. Nursery rhymes, alphabets, baby animals, children at play, and cartoon characters were recognizable to the juvenile audience."



Susan Greathouse

Oregon Garden Retreat

Planning has begun for our Oregon Garden Retreat and registration began on Wednesday, November 3. There are still a few spots left, but it is filling up fast, so don't delay if you want to be included!

WHEN: Friday, February 25 through Sunday, February 27, 2022
WHERE: The Oregon Garden Resort, 895 West Main Street, Silverton
COST: Single \$370
Double: \$250

Your registration includes lodging for Friday and Saturday nights, breakfast on Saturday and Sunday mornings, lunch on Friday and Saturday, and full use of the sewing room from 8:00am on Friday until 1:30pm on Sunday. To register, go to our new website, westsidequiltersguild.com, click on "WQG Calendar", "Retreats" and "[OG Gardens Retreat](#)." A \$50 deposit is required at the time of registration, and the balance is due no later than Jan. 5, 2022. An additional night at our special rate may be reserved, if desired, after the room assignments are distributed in mid-January. Please wait for that notification.

In an effort to keep the event as safe and comfortable for everyone as possible, we will follow the guidelines of the [Washington County Public Health Gatherings and Events Guidance](#). Guild members received an email regarding that document on Wednesday, November 3, but the following information for this indoor event applies to the retreat:

- Attendance is limited to forty (40) members. You must be a member in good standing to attend the retreat.
- To minimize risk, please be fully vaccinated against COVID-19. A valid medical exemption is acceptable.
- The sewing room will be arranged to give each person as much space as possible, maintaining the 6 foot distance.
- Masks are required by the Resort at all times in the main building, including our sewing room, unless eating and/or drinking.



If the restrictions/mandates are eased by February, we will adapt accordingly; but we encourage everyone to be respectful and considerate of each other and follow these recommendations.

Additional information will be emailed later to everyone who is registered, but if you have questions at this time, contact Mary Lafler, Retreat Chair. (See WQG Member Directory for contact information.) .

I hope to see you at another fun and fabulous Oregon Garden Retreat, a WQG tradition for many years!

*I said, "I don't ever want to be kept alive,
dependent on a machine and fluids from a bottle."
He got up, unplugged my Bernina, and poured out all my wine!*

Volunteer Opportunity: Comfort Quilts

Connie Gaebel started a wonderful tradition with her comfort quilts: a comfort quilt is given to a guild member who has experienced a death within their close family (spouse, parent, child). Connie is ready to pass this project on to others. Shopping our charity fabric is a great option for making these quilts.

We are hoping to find a small team of quilters who would be willing to take on this task.

If you are willing to help, please contact Marianne Greenley at wqgpres28@gmail.com



Volunteer Opportunity: Education

Do you have a passion for both quilting and teaching? We need guild volunteers to help with several projects sponsored by the Guild Education Committee:

1. Virtual mentoring for Latina youth through the Adelante Chicas program: Selected girls will get loaner sewing machines and access to online sewing courses. Help needed prepping fabric supplies for the girls, and volunteer mentors needed to answer questions and provide support via Zoom or Facetime.
2. Westview High School after school sewing program: the program advisor is requesting in-person volunteers to mentor students interested in learning to sew and quilt using school's sewing machines and supplies.
3. Chicas after-school program - Hillsboro School District - in-person activities beginning late spring 2022.

To learn more about these opportunities, please contact Susan Greathouse WQGVPEduc@gmail.com.



History Mystery Part 7: Charity

Even before its founding as a charity in 2007, sharing our skills with others has been a major part of the Westside Quilters Guild program. The first foray into charity work began with the Vernonia flood in 2007. Upon hearing of the many families struggling with the loss of belongings and housing in the aftermath of the flood, WQG immediately began making quilts. Although membership numbered in the low thirties, the guild provided over 140 quilts for victims of the flood. We began making quilts with weekly work-days at the home of Roni Andrews. Quilts were bagged and then donated with the help of an employee at our North Plains bank. A fraction of those 140 quilts were donated by non-members, but included in deliveries along with our quilts.



Charity quilting became, and continues to be, an integral part of our guild. Each year three local charity outlets are selected by the guild as the major recipients of our work. These have included: high risk infants, domestic violence victims, summer camps for foster children, special needs children, terminally ill patients, and more. Quilts have also been provided for more far-reaching projects such as earthquake victims in New Zealand and returning US veterans. In addition to donating over 125 quilts each year, the Guild provides three quilts annually to qualifying local charities for their use in fundraising for their organizations. Each year we give the bulk of our quilts to three charities. This year our proposed charities are Kaiser Hospice, CARES Northwest, and Camp Erin.

Then there were unique events. In 2010, we created large blocks and a complete quilt for HART Theatre's production of the play Quilters. We provided an exhibit for their lobby and sold raffle tickets for the quilt to help fund the guild. Steve Rice, who was integral to the creation of our guild, just passed, as many of you know. After Steve was diagnosed, we found that he needed an Apple I-pad to help with his communication. The guild stepped up and presented him with one. In 2018, Joyce Gieszler spearheaded a project to donate a quilt to every foster child who was aging out of the Washington County program, for a total of thirty-four quilts, many of which were made by our members.

We first met for charity quilting at the Glencoe Chapter Pythian Hall in North Plains, and then at The Springs of Tanasbourne in their community room once a month. We hope to return there soon. They have never charged us to meet there, so as a thank you, we made a set of birthday banners for them to use for resident's celebrations.

As our stash increased, we outgrew members' homes for storage. We found Tanasbourne RV and Mini Storage, which gave us a nice discount, and we now have a 10 x 10 indoor unit that houses our charity fabric and batting. (Check with Cheryl Kraft for access if you need some for a charity project.)

The last few years, pre-covid, we made and donated fleece quillets to Camp Eagle, the Hillsboro summer day camp for houseless children. We applied and received a grant from the Siegel Foundation for this, as well as for sewing supplies for guild member Alicia Johnson's after school sewing group. More about that next month when we talk about Education.

If you need more information about Charity, or you need fabric and batting for a charity project, contact Cheryl Kraft, our Vice-President of Charity, WQGCharity@gmail.com.

Jean Lasswell, Keeper of WQG History

Happy Birthday to You!

November Birthdays

Margaret McConnell Nov 1
Helen Kerstiens-Marvin Nov 3
Barbara Turner Nov 6
Mary Lafler Nov 8
Carol Sayles Nov 10
Ellen Mickanin Nov 12
Janie Gliessman Nov 14
Jami Stevenson Nov 15
Sandra Delaney Nov 18

December Birthdays

Donna Witten Dec 1
Sharon Rub Dec 1
Jean Lasswell Dec 2
Colleen Smith Dec 3
Robin O'Neil Dec 5
Debbie Sluyter Dec 6
Donna Deaver Dec 13
Lynn Patterson Dec 14
Claudia Floyd Dec 15
Dolores Fullmer Dec 19
Christine Sheridan Dec 23
Debbie Griggs Dec 23
Pam Edens Dec 23
Joyce Gieszler Dec 25
Christiane Julhes Dec 27
Nancy O'Banion Dec 27
Teresa Brown Dec 31



November Meeting Show-N-Tell

Please submit your photos by Friday, November 12th

Jane Hogue puts together a slide show. Please send her 1-3 pictures (front, back, label and/or close-up) of each quilt that you would like to talk about. You may also include details like quilt size, pattern name, pattern designer or inspiration, fabric information, etc. She will incorporate that into your slide. You will talk about your piece, just as we do when we meet in person.

Is it a charity quilt? Let Jane know, so she can note it on the slide.

Send your pictures to Jane by the Friday before the meeting. (See the WQG Directory for contact information, or send an e-mail to WQGEduc@gmail.com)



WQG Calendar of Events

Mon, Nov 1	WQG Board Meeting, 2 PM @ North Plains Senior Center
Mon, Nov 8	TArts, 11:15 @ Aloha Sew & Vac
Fri—Sun, Nov 12—14	Sewing Weekend (See details on page 13)
Mon, Nov 15	WQG Monthly General Meeting, 6:30 PM on Zoom
Wed, Nov 17	No Machines Required, 3 PM @ North Plains Senior Center
Thurs, Nov 18	Outdoor Meet-up @ Rood Bridge Park, 1 PM @ Rood Bridge Park
Mon, Dec 6	WQG Board Meeting, 2 PM @ North Plains Senior Center
Mon, Dec 13	TArts, 11:15 @ Aloha Sew & Vac
Sat, Dec 11	Sewing Saturday (See details on page 11)
Mon, Dec 20	WQG Monthly General Meeting, 6:30 PM on Zoom
Fri—Sun, Feb 25—27	Oregon Garden Retreat (See details on page 5)
Oct 1-2	WQG Quilt Show @ Hidden Creek Community Center in Hillsboro

Do you have friends that would like to attend our meeting as a guest?
Please e-mail Chase Lawrence (WQGMemb@gmail.com), so she can send your friend a link to our Zoom meeting. *(Please don't forward the link to them yourself!)*
We're happy to have them visit twice, then we'd love to have them join.

Calendar: Repeating Events—All Are Welcome!

Challenge yourself to try one of our interest groups. Make new friends while you have fun!

- ◆ WQG Board meetings: 1st Monday @ 2 PM (see calendar above for venue)
- ◆ TArts (Art Quilt Group) meetings: 2nd Monday, 11:15 AM @ Aloha Sew & Vac
- ◆ Sewing Saturdays and Sewing Weekends: 2nd weekend, North Plains Senior Center
- ◆ WQG membership meetings: 3rd Monday @ 6:30 on Zoom (link sent through e-mail)
- ◆ No Machines Required gatherings: 4th Wednesday @ 3—5 PM, North Plains Senior Center

Please submit articles to Sharon Kennedy. (WQGNews@gmail.com, or see WQG Directory for contact information.)
Articles are due by the Friday after the first Monday of the month. (AKA the Friday after the Board meeting.)

Block of the Month: Maple Leaf

This month's block is "Maple Leaf." You can check our e-mail blast from October 20th to download the pattern, or use this website: [Maple Leaf \(quilterscache.com\)](http://Maple Leaf (quilterscache.com))

Color 1: Your favorite fall color

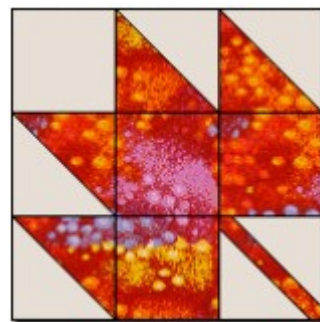
Color 2: White.

If you have questions, please contact Deborah Bolton. (See WQG Directory for contact information or send an e-mail to WQGEduc@gmail.com)

To enter, e-mail Deborah by Friday, November 12th, with the number of blocks you completed. (Do NOT send a photo—it will go to her spam folder!) Deborah will reply when she gets the e-mail. **If you don't get a reply, it means she didn't get your e-mail**; and you need to follow up with her.

After the winner is drawn during the November 15th guild meeting, Deborah will email all entrants with details about who won, so blocks can be mailed directly to the winner.

Stitch on! Deborah Bolton



Thank You!

I want to thank all of you who came to my fabric sale or sent notes of support. The woman whose fabric stash I bought got more money for her medical care with less fabric to just donate, I came out square, and I got to share fabric with more people. So it was a win, win, situation all around. I love getting new (to me) fabric whether I need it or not! I hope you enjoy yours!

Patty Dobbs



For Sale: Storage Chests

3 cardboard storage chests. Quite sturdy and in very good condition. My mother used them for lightweight items such as sewing notions, ribbon, trims, zippers, bias tape, small tools, etc. Probably not good for heavy fabric.

- 1 chest is 18.25" w x 12" d x 53" h.
- 2 are 24.5" w x 12" d x 41.5" h

\$10 each. Please contact Bev Halperin (See WQG Directory for contact info.)



For Sale: XL Tutto Sewing Machine Tote

Like new, used only a handful of times. It has 4 pockets (2 zip, 2 hook/loop). Load your machine either from the top or side. Collapses to reduce storage space, or use for storage space when not in use.

Please contact Kathy Eichorst. (See WQG Directory for contact information.)



Guild Challenge Quilt: Paint Chips!

(Editor's note: Each year, our guild holds a quilt challenge, with a unique theme and instructions. All members are encouraged to attend. Participants compete for prizes and bragging rights. All the entries will be displayed as a group at our quilt show in October 2022.)

This year's challenge is paint chips. Choose two numbers between 1-40. Carrie has prepared envelopes numbered 1—40, and each envelope will contain a paint chip from a local hardware store. Your challenge is to use no less than two colors from each paint chip, in addition to one neutral.

Rules:

- * Contact Carrie Townsend to choose your envelopes and your paint chips. (phone, text, email, stop by my house, etc.)
- * In addition to sending a photo of the paint chips to you, Carrie will mail also them.
- * Use a **minimum** of 2 colors from **each** paint chip in the chosen shades. You can use solids or prints as long as they represent the color from the paint chip.
- * You can add only 1 neutral color to your project (background fabric counts as 1 neutral).
- * The project has to be 12" square, bound, and labeled by March 15th meeting deadline
- * Use any block pattern, applique pattern, original creation, etc. that you'd like as long as the colors are represented, and the project is quilted.
- * No trading of paint chips between members, this is a challenge to get you out of your comfort zone.
- * Save your paint chips for the big reveal at the general meeting on March 15th, 2022. Paint chips must be displayed along with the finished project.

Please let Carrie Townsend know if you need anything else. (See the WQG Member Directory for Carrie's contact information.)



Donating Fabric to WQG Charity

Have you grown a little tired of some of your fabric? Do you want to whittle your stash down to a more manageable size? Do you know someone who wants to donate their fabric? Then do we have a deal for you! You or your friend can donate it to WSQ Charity Committee.

A couple of years ago I gave myself a title for what I do with our Charity group – Fabric Donation Intake and Distribution Coordinator. I am the person you contact to arrange getting your donation to Charity. I will sort it and make sure that it gets into our Charity storage unit at Tanasbourne RV & Storage on Cornell Road or to another non-profit that will put it to good use. And, yes, we have a storage locker for fabric and it is full of fabulous fabrics from which you can make Charity quilts. I would love to show it to you and provide you with fabric and batting for your Charity quilt making.

But, back to donating fabric. There are just a few criteria your fabric should meet. They are of the common sense and simple type. We can use 100% cotton, no smaller than a quarter yard or fat quarter, and it needs to be clean. No pet hair or dander, no smoke or strong "foo-foo" (i.e., Fabreez and the like) smell. Please place in grocery bags or boxes (a perfect size comes from the liquor store). Please no plastic trash bags.

Please contact me, Nancy Stober, at WQGCharity@gmail.com to make arrangements to see our Charity fabric or make donations. Thank you and happy sewing.

Member Survey Says...

This month's member survey is brought to you by the guild members whose first names begin with a letter between H and L. Thank you to all who responded!

This month's survey question: **In your quilting world, what are you most thankful for?**



Kathy Whisman: I am most thankful for the friends that I have made in the guild. Especially my friends at Sharon's Attic on Thursdays. Whenever I have a question about a color or need help, I can ask and get lots of really good information. No judging, just great ideas and good people all around. I am always impressed with quilts that I see made by guild members. It humbles me to see such good talent.

Joyce Greenfield: I am thankful for the quilt pattern and fabric designers who continue to create designs and techniques to challenge, intrigue and inspire quilters of all abilities, ages and interests!

Heather Pool: I am so grateful for my quilting friends. Whether by phone, Skype, Zoom, or in person, having good people to share my joy in creating, and seeing (or hearing about) their work, has kept me entertained, excited and connected through this time. Where quilters are together, there are always happy times!

Julie Mason: While there are many things, I would say that the Zoom "retreat" I hosted for 3 days for my online quilting group was something that probably wouldn't have happened otherwise. We were able to visit together from all over the US, but England and Australia as well. And we actually accomplished a good deal of quilting!

Kari Bellows: I am most thankful for a husband who has embraced the idea of his wife quilting. He is the one who gets asked, "Does this go together", "How does this look?", "Can I buy this?". He travels to quilt shops and waits and wanders. He has asked himself if he could learn to sew and quilt. He is down on the floor with me spreading out the quilt and pinning it together or spray basting. He is my biggest fan and support.

Karen McCarty: The time and resources to pursue any idea that comes to me. ...I wish they'd hurry up and get here. 😊

Linda Swanson: I am thankful for WQG and its members for welcoming me to the events I have been able to attend. Even though I live a million miles away, it seems I have always enjoyed the fellowship with those I've met and appreciate your zoom meetings and newsletter. The pandemic has changed our lives and the way things are done, but thank you WQG for your commitment to hold things together and keep us quilting!

L. Chase Lawrence: I'm thankful for my new quilting space and continued good health. I'm especially thankful for my customers who continue to support my business and encourage others to try my services.

Heidi Nesheim: I am thankful for my quilting friends. I just love being able to spend the day with one or lots and work on projects. They are supportive and have loads of experience to help when I run into a technique issue. Then there's the company on fabric trips or letting me know there is a new project I NEED to do with them!! Love my quilting family.

Judy Block: I am most thankful for TIME... having the time to create and enjoy my passion of quilting. Having had a complicated, chaotic traveling profession prior to my retirement, time was totally ruled by other than my desires. Retirement made time an available choice; my dream came true. I am thankful for many other things that surround my passion, a supportive family, friends and sharing, teaching others, and the resources to expand my interests.

Member Survey Says... (continued)

LoisMarie Mayer: What am I thankful for? First and foremost, my family. Second, our move to Oregon to be close to our daughters and grandchildren. Third for quilting! Quilting has given me soooooo many friends. Okay, let me confess...it is an addiction! And there is no cure! I love trying new quilting techniques. There are so many patterns waiting for me to try. With each quilt I make I learn something new. .. and then a new addiction begins. I go to bed dreaming about what quilt I will work on tomorrow. Thank you for all my fellow quilters who share their beautiful quilts and inspire me to create more!

Karen Collier: My quilting friends.

Julia Shepard: Quilting has brought many wonderful things into my life. The biggest surprise is that quilting is a group sport. I thought I would be happy enough sewing in my quilt room, and I am; but a shared love of quilting has brought me a group of friends that I never would have had otherwise, and I am thankful for them! Quilting is an outlet for my need to be creative. Quilting is a generous pursuit where I can give my work away to friends or a charity. This way of life checks a lot of boxes for me!

Kathy Eichorst: Most grateful for fellow quilters for their support and ideas.

Jane Hogue: I am most grateful for my dedicated sewing room. It is a space of my own where I can sew, craft, make a mess, listen to my music, etc. I feel so fortunate to have this space!

Sharon Kennedy: I am most thankful for the members of our WQG board, who embraced technology and scrambled to continue to bring us meetings and excellent speakers. (We only missed one meeting, March 2020!) Many guilds have not been this blessed. I'm also thankful for the number of generous quilters that bring us FREE and amazing videos on YouTube. I have spent many enjoyable hours watching and learning about quilting and a variety of other topics.

Jean Lasswell: I'm thankful for all my quilty guild friends. Where else would I find such a thoughtful, sharing, and talented group of people?

Lynn Patterson: I am grateful for a great group of supportive quilter friends I continually learn from.



10 Reasons to Buy Fabric...

- 10 It insulates the cupboard where it is kept.
- 9 It keeps the economy moving. (It is my duty to support cotton farmers, textile mills, and fabric shops.)
- 8 It is less expensive and more fun than psychiatric care.
- 7 I'm participating in a contest – the one who dies with the most fabric wins.
- 6 It keeps without refrigeration, you don't have to cook it to enjoy it, you'll never have to feed it, change it, wipe its nose or walk it.
- 5 Because I'm worth it.
- 4 Like dust, its good for protecting previously empty spaces in the house. Like the ironing board, the laundry basket and the dining room table.
- 3 It is not immoral, illegal or fattening. It calms the nerves, gratifies the soul and makes me feel good.
- 2 Because it is on sale.
- 1 Buy it now, before your husband retires and goes with you on all your shopping expeditions!

Keeping Up With the WQG...

Did you know that the Westside Quilters Guild is active on multiple social media platforms?

- ◇ Blog: <https://www.WestsideQuiltersGuild.com/>
- ◇ Facebook: **NEW! Moved to a WQG Group Page**
<https://www.facebook.com/groups/1457581371289730/>
- ◇ Instagram:
<https://www.instagram.com/explore/tags/westsidequiltersguild/>
- ◇ E-Mail: WQGPres28@gmail.com
- ◇ And just in case you need our mailing address:

Westside Quilters Guild
P.O. Box 1036
North Plains, OR 97133



Two Rewards Programs that Support our Guild

We have two rewards programs that you can use to help earn money for guild projects: Amazon Smile and Fred Meyer Rewards. Please consider participating in these.

This last quarter, we received \$67 and some change from Fred Meyer Donations. We are signed up with Fred Meyers Reward Program and Amazon Smiles. It all adds up, and we should be doing this especially now that we are losing out on some income while we cannot meet together at our regular general meetings. Your family and friends can also specify that their donations go to Westside Quilters Guild, if they aren't already donating through either of the organizations. Let's not let those dollars go to waste!

We are also getting signed up with Bottle Drop Give. (Thanks to Heather Perez for bringing this to my attention!) Your bottle deposits can go to the guild, once we're on board; so if this is something you'd like to participate in, you can start saving your bottles and cans. All or a percentage of your deposits can be donated. More information to follow...

Below is what you need to get set up with Amazon Smile and Fred Meyer Rewards.

- * **Amazon.com:** If you shop at Amazon.com, you can choose Westside Quilters Guild as your charity, and as you shop, the guild gets a little bit, too.

Here is the link: [AmazonSmile: You shop. Amazon gives.](#)

Once you're signed up, you just shop as you normally would. **Make sure your web address bar reads "smile.amazon.com,"** and your purchases will count toward our quarterly earnings.

- * **Fred Meyer Rewards:** Register your Fred Meyer Rewards card and choose Westside Quilters Guild as your Charity of Choice. That's all there is to it! You still get your Rewards and gas discounts, and the guild gets a little in our coffers.

Here's the link to sign up: www.fredmeyer.com/communityrewards



WQG Business Members



JudyQ Block
 Quilt Instructor - Lecturer
 Online Quilt Shop
www.JudyQBlock.com

JudyQ Block

Judy@JudyQBlock.com
 503-780-9339

BRIE KRIEBEL CLOTHING



WEARABLE ART

PAULINA BRIE KRIEBEL
 2303 14th Ave.
 Forest Grove, OR 97116
 503.201.1423
briekriebel@gmail.com
www.briekriebelclothing.com



**Transformation
 Quilt
 Studio**

Laurie Hopper

1499 SW 213th Ave.
 Beaverton, OR 97003
 503-591-1307
laurie@transformationquiltstudio.com
www.transformationquiltstudio.com



ChaseQuilts

Longarm Quilting Services

To Quilt or
 Not to Quilt?
 Duh!

Aloha


Sewing & Vacuum

and fabric too

Tanasbourne RV & Mini Storage

*Secure units of all sizes;
 RV and vehicle storage;
 moving and storage
 supplies available.*

21300 NW Cornell Road
 Hillsboro, OR 97124
 503-690-1923
tanasbournemini.com

Sharon's Attic Quilt Shop

2950 SW Cornelius Pass Rd.
 Hillsboro, OR 97123
 503.259.3475