

October 2020

Join us for our next meeting
on Zoom:
Mon, Oct 19, 2020
@ 6:30 PM
Watch your e-mail for details.

A Note From the President...

Just took pictures of my latest quilt out in the autumn sun.. slung over the garden fence with corn stalks, pumpkins and colorful squash. I told myself it felt like the end of a chapter. Although summer has given us some added rays, It has gently morphed into darker mornings, shorter days. Likewise the quilt is finished, so time to move on and start anew. New season, new project. If I could wish for anything right now, it would be that each and everyone of us has a peaceful, healthy transition into Fall, and time available to enjoy our families and our passions in creativity. It is maybe a stretch to wish also that when we open our eyes on the next new day that we will have all of this 2020 craziness behind us and resume our norm. But what the heck... I'll remain optimistic!!

Your Guild Board, and very giving Chairpersons, have worked every-day to keep bringing activities and learning opportunities to you.. in all the ways possible. I personally want to thank you all for all of your willingness to grow and learn with our ZOOM Meetings. We Quilter's are always willing to learn.. We have such fun and inspiring things

ahead.. more outstanding speakers, classes, retreats, challenges, show and tells, BOM's and more. Interested in more "small group" ZOOM breakout groups?.. speak up.



We hope you have had a chance to pick up your directory, Chase did a marvelous job on it. See her note here in the Newsletter (page 3) for additional opportunities to get yours, if you haven't already.

We have had a "ground breaking" on the new website, and Joyce will be bringing you Techy Updates each month again, right here in our Newsletter. (see page 4) Sharon.. take a bow.. we love the colorful, inspiring information you bring us here every month.

Thank you All.
Stay Well and Happy,

JudyQ Block



Follow the Quilt Barn Trail!

Fall is the perfect time to follow our Quilt Barn Trail. Check out the map and printable routes on the QBT blog:

<http://quiltbarnswc.blogspot.com/>

Inside this issue:

Sewing Saturdays	2
October Program	2
WQG Officers	3
A Note from Membership	3
Oregon Garden Retreat	4
Tech News & Tips	4
Education Corner	5
We've Got a Cover Girl!	5
Scrap Projects for Boutique	5
Member Birthdays	6
Show-N-Tell	6
Judy Niemeyer	7
Calendar of Events	8
Member Survey	9
Keeping Up with the WQG	10
Block of the Month	10
WQG Business Members	11-12

Sewing Saturdays and Sewing Weekends

We are back to the "normal" schedule for Sewing Saturdays (SS) and Sewing Weekends (SW). SS are the third Saturday of the month, and SW are scheduled four times a year.

Location is the North Plains Senior Center, 31450 NW Commercial Street.
Check the [Guild's calendar](#) for dates and times.

Until further notice, these are the steps required to attend.

- **Reservations are required.**
- Space is limited (8 upstairs, 5 downstairs. If you "visit" either floor, no more than 10 are allowed in each space. Waiting list is available.
- MASKS are required. Must cover nose and mouth adequately. (face shields are ok, but masks are preferred)
- No restrictions regarding out of state travel, per CDC.

Homemade snacks MUST be individually packaged.

*The next Sewing Saturday is
October 17th, 9 AM—6 PM
For reservations or questions,
please e-mail or text Heidi.
nesheim.sh@gmail.com
530-859-2381*

October Program: Helene Knott

Our October speaker is one of our local friends, Helene Knott. Helene has spoken to us before, and we have invited her back to share her newest topic, **“Sashiko, Boro, and Beyond”**. Helene will introduce us to ways of blending these ancient Japanese art forms with modern methods, fabrics, and colors. Sashiko doesn't have to be koi and waves stitched with white thread on indigo fabric. Her examples are sure to inspire us!

Helene was born and raised on the Monterey Peninsula in central California, a beautiful area that served as an inspiration to set her onto a creative path for life. From a very early age she showed a keen interest in art.


While she has embraced many art forms, for the last 42 years or so, fiber and quilting has been her primary medium. She enjoys teaching and designing commercial quilt patterns.

In 1991, Helene moved to Portland and she began teaching fiber and quilting classes. Over the years, she has won many awards at local, regional and national quilt shows..

She currently designs patterns, teaches quilting/fiber classes, and participates in quilt and fiber art shows. She also sells some of her quilts and accepts commissioned work.

Helene is active in a number of guilds and art/quilting groups and likes to stay involved with the quilting community. In addition to art, she has a passion for gourmet cooking, reading and music.

Learn more about Helene at www.heleneknott.com



2020 - 2021 Guild Officers

Name	Office	E-mail	Phone
Judy Block	President	grannab@gmail.com	503-780-9339
Susan Greathouse	VP-Education	greathouse4512@comcast.net	(503) 320-0927
Marilyn Alexander	VP-Charity	marilyn.alexander.ld@gmail.com	(503) 647-7562
Heidi Nesheim	Secretary	nesheim.sh@gmail.com	(530) 859-2381
Penni Eagan	Treasurer	PenniEaganQuilts@gmail.com	(602) 622-7188
Connie Gaebel	Programs	CountryQuilter06@gmail.com	(503) 647-5830
Renee Friberg	Ways & Means	ReneeFriberg@gmail.com	(503) 840-8638
Chase Lawrence	Membership	l.chaselawrence@gmail.com	(503) 267-6129

A Note From Membership...

Hi everyone. If you still need to get your directory, you may contact the following members to arrange to pick one up.

Forest Grove:

Susan Greathouse: greathouse4512@comcast.net (c:503-320-0927)

Beaverton:

Chase Lawrence: l.chaselawrence@gmail.com (c:503-267-6129)

North Plains:

Heidi Nesheim will also hand out directories at the North Plains Senior Center On Sewing Saturday (10/17) and Sewing Weekend (11/20-22).

We would like to encourage visitors to our monthly Zoom meetings. **If you would like to invite a guest or know someone who would like to attend, please send me an email**

(l.chaselawrence@gmail.com) with their name and email so we may send them an official Zoom invite. As with in person meetings, guests are welcome to attend twice and then we invite them to become members. Please remember that the Zoom invite to our general meeting is a membership privilege, and we kindly request that you do not forward the Zoom invite to others.

Happy Sewing and stay well,

Chase Lawrence
Membership Chair

Oregon Garden Retreat

Welcome to the Oregon Garden Retreat!

Our next retreat is scheduled for February 19-21, 2021. We had enough interest expressed at our last meeting to start taking registration. A couple of things to note:

- ◇ Registration will be done using email, snail mail, and at Saturday Sew on October 17, 2020.
- ◇ The minimum number to hold the retreat is 25, but we can accommodate up to 60. We will hold the retreat in the 9,000 square foot Grand Hall to ensure we can maintain social distancing, regardless of the number of attendees.
- ◇ The cost of the retreat is about \$35—\$40 more this year, since we may have fewer members to spread the cost of the \$1,000 room rental. Oregon Gardens is renting the Grand Hall for the same amount as we normally pay, even though it is much larger.
- ◇ We must observe state mandates for social distancing, which could include wearing masks during the retreat. I won't know until we get closer to the retreat what those requirements are, since they are changing.
- ◇ I will re-evaluate the cost of the retreat, depending on how many members register.

However, currently the cost is \$250 for double occupancy and \$360 for single. If we get more than 25 attendees I will reduce the final payment, which is due no later than January 11, 2021 for each attendee.

Oregon Garden Retreat
• **Feb 19-21, 2021**
• **\$\$250 (double) or \$360 (single)**
• **E-mail announcement coming soon**

How do you register?

1. Watch for the email announcing that registration is formally opened for the retreat.
2. Complete the registration form and either a) email it to me; b) mail it; or c) deliver it to me at the Senior Center on 10/17 at Saturday Sew (please wear a mask).
3. Make payment of the \$50 deposit by cash or check (payable to Westside Quilters Guild) and either mail it or deliver it to me.
4. You will be placed on the attendance list as soon as your deposit is received.

Please sign up early, so we can be flexible and plan accordingly. I hope you are well and quilting happily during the pandemic.

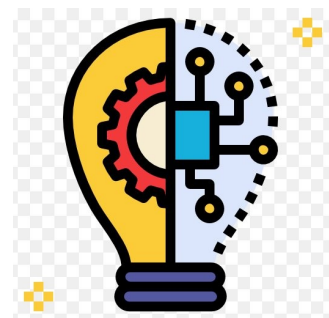
I can be reached at robbie.berg@yahoo.com or (360) 430-1400 if you have questions.

Tech News & Tips (New Monthly Column!)

Some guild members have had problems getting into our Zoom meetings. Here's what you need to know! You **must** use the link for the specific meeting that you'll get in the email blast sent a few days prior to the meeting. When the Zoom meeting is scheduled, a unique identifier is generated for that meeting, and that's the information your device needs to ask permission to enter the meeting. What *may happen* is your device may automatically try to go to the last link it visited, and you will get an error message and be unable to join the current meeting.

If this happens to you, the best thing you can do is restart your device. Turn the power off, let the device totally shut down, and then restart. Yes, this will take a few minutes, but in most cases this will solve your access issue.

Questions? Please contact Joyce Greenfield: jmg202@gmail.com



Education Corner (New Monthly Column!)

From the Oregon Historical Society's October E-Digest...

In 1974, Jeanette Gates formed a group of fifteen women to sew a quilt honoring the heritage and contributions of the Black community in the history of the United States. Over the next two years, timed to coincide with the United States Bicentennial in 1976, she and other Black women from Portland sewed a quilt composed of 30 fabric squares, each honoring a Black individual or pivotal moment in history. From July 1 through September 30, 1976, the quilt was exhibited at, and then donated to, the Oregon Historical Society.

In collaboration with [Portland Textile Month](#), the [Oregon Historical Society](#) is proud to display this quilt again in our pavilion beginning today, through November 2. Admission is free to view the quilt, but required to view the remainder of the museum's exhibitions. OHS and Portland Textile Month also invite you to **join us for a free virtual discussion on October 15** at 12pm featuring Sylvia Gates Carlisle, daughter of the late Jeanette Gates, who was the youngest of the quilters and is the only surviving member of the Afro-American Heritage Bicentennial Commemorative Quilt Committee .



Photo Courtesy of Portland Textile Month

We've Got a Cover Girl!

Peggy Gelbrich has made the cover of *Fons & Porter's Love of Quilting* magazine—or at least her quilt did!

Check out her Yuletide table topper in the Nov/Dec 2020 issue.

Want to make one for yourself? Buy the magazine (on news stands now), to get the pattern.



Got Scraps? Got Time on Your Hands?

Have we got a deal for you!

Please consider making some small items for the quilt show boutique. It will be here before you know it. Consider it practice for making Christmas gifts!

Need some ideas? Contact Nancy Stober (scrapqueen@frontier.com). She has plenty of ideas and patterns for your sewing pleasure, and she knows what sells and what others are already making!



Happy Birthday to You!

October Birthdays

Carrie Townsend	Oct 6
Mary Van Loo	Oct 7
Jayne Gallagher	Oct 10
Cheryl Kraft	Oct 10
Marilyn Alexander	Oct 13
Nancy Spigal	Oct 14
Renee Friberg	Oct 15
Cindy Mosqueda	Oct 16
Heather Perez	Oct 17
Ginny Rice	Oct 21
Linda Coulter	Oct 23
Peggy Gelbrich	Oct 25
Barbara Lane	Oct 25
Clara Mashek	Oct 26
Vickie Musgrove	Oct 26
Dixie King	Oct 27
LoisMarie Mayer	Oct 27
Deborah Bolton	Oct 30

November Birthdays

Margaret McConnell	Nov 1
Maxine Gregory	Nov 3
Helen Kerstiens-Marvin	Nov 3
Barbara Turner	Nov 6
Mary Lafler	Nov 8
Carol Sayles	Nov 10
Ellen Mickanin	Nov 12
Jami Stevenson	Nov 15
Jeri Bonser	Nov 18
Sandra Delaney	Nov 18
Tina Ryan	Nov 23



October (Zoom) Meeting Show-N-Tell

Please submit your photos for the slide show by Friday, October 16th

Let's make October our best show-n-tell yet!

Jane Hogue puts together a slide show for our monthly meetings. Please send her 1-3 pictures (front, back and/or close-up) of each quilt that you would like to talk about. You may also include details like size information, the name of the pattern, pattern maker or inspiration, fabric information, etc. She will incorporate that into your slide. You will be able to talk about your piece, just as we do when we are meeting in person.

Send your pictures by the Friday before the meeting to jhogue.or@gmail.com.

If you have questions, please call Jane @775-742-3858.



We'd love to see what you've been working on!

Judy Niemeyer is Visiting (Virtually)!

Judy Niemeyer is visiting our guild (virtually), and she's staying for 2 months!

Have you always admired those gorgeous HUGE Judy Niemeyer quilts, but hesitated to commit time and resources into such a large project? Are you missing the opportunity to take workshops in this socially distanced world? Have we got an opportunity for YOU!

Judy and Judel Niemeyer are offering a workshop for us online. We will be making one snowflake block that can be turned into a table topper, large pillow, wall hanging, or even a large tote bag. Judy has a very detailed video for us and we will have access to it online for two full months.

Here's the nitty gritty:

- ⇒ Register with the guild for the workshop (information will be coming) and pay the guild \$20 for the video fee.
- ⇒ Go onto the Quiltworx website to purchase the foundation papers for \$10. (You'll be given that link and the supply list when you register).
- ⇒ You may purchase an optional kit from Quiltworx, or you can go stash-diving.
- ⇒ Start sewing! You will have access to the video as many times as you want to watch it between Nov 21st and Jan 21st.

Questions about the workshop? Call, text or email Sue Hauser.



Judy Niemeyer and daughter Judel will present our November guild meeting program, followed by a video workshop.

(Register and pay a \$20 fee for the video workshop. Purchase supplies on their website.)

Workshop pattern will be the gorgeous "Snowflake" block shown above.

More info to follow on both these events.




The Masked Singer!

All of your questions about
life after death will be answered
if you touch my fabric
stash!

Calendar of Events

Oct 17	Sewing Saturday, North Plains Senior Center (see page 2)
Oct 19	WQG Monthly General Meeting, 6:30 PM on Zoom (see page 2 for program info, watch your e-mail for the Zoom link)
Oct 28	No Machines Required, North Plains Senior Center, 3—6 PM (Temporarily suspended due to COVID-19)
Nov 2	WQG Monthly Board Meeting, 6 PM on Zoom
Nov 16	WQG Monthly General Meeting, 6:30 PM on Zoom (See page 8 for program info)
Nov 18	No Machines Required, North Plains Senior Center, 3—6 PM (Temporarily suspended due to COVID-19)
Nov 20—22	Sewing Weekend, North Plains Senior Center (see page 2)
Feb 10—21	Oregon Garden Retreat (see page 4)



Please submit your newsletter articles to Sharon Kennedy,
SharonFromOregon@yahoo.com.
Articles are due by the Friday after the first Monday of the month.
(AKA the Friday after the Board meeting.)



Member Survey Says...

This month's member survey is brought to you by those with first names starting with A—D. **Survey Question: Who is the most inspiring guild meeting speaker you have enjoyed, and what were you inspired to do?**

- **AnnMarie Cowley:** I have to say the time Jean Laswell filled in years ago when a speaker couldn't make it was the most inspiring to me. She showed us a new technique slashing Valentine hearts. It was a technique I used a lot for various seasons.
- **Becky Leitl:** A few years ago Robin O'Neil of our guild was one of the speakers. The topic was care and restoration of old and/or damaged quilts, plus a trunk show of some of her salvaged quilts from Goodwill and other places. It really inspired me, and I now love working on other quilters' UFOs to bring them to life and usefulness. She may have been speaking regarding an invitation to members to share and discuss their old / vintage quilts. I loved her message and took it to heart.
A couple years ago I gave her two lovely old quilt tops which had been given to me to salvage for our charity quilts, which were too large for me to work on, for her to try to salvage them. (Photos of those two quilt tops shared here for you to enjoy. Our member, Paul B., had given them to me to salvage. I think he got them from possibly an estate sale.)

- **Ann Laffin:** We have heard such wonderful speakers, but the class we took from Sue Olsen was such a revelation to me! I had done landscapes before, but her techniques, such as tracing the pattern on vinyl and attaching it to a completed quilt sandwich, made it so much easier. And to be able to use my own photographs made it even more special. And cutting around each element and fitting it like a puzzle piece adds just a little extra difference.
- **Delores Fullmer:** I don't remember the person's name, but the one I remember when we met in person, it was the gentleman who showed his talent. He seemed to be so inspired, and it gave me inspiration to be more creative. (*Editor's note: I think it's Matthew Boudreaux, AKA "Mister Domestic."*)
- **Sharon Kennedy:** I have been inspired by all our speakers! The three who most inspired me to try a new technique were [Sue Olsen](#), [Sidnee Snell](#) and [Lisa Crnich](#). Using different methods, they turned photos into beautiful art quilts. Sue also inspired me to use my own drawings as patterns. (*I know, "Sharon" doesn't start with the any of the letters A—D; but the editor gets to claim a few privileges!*)
- **Dixie King:** Sue Olsen has been my friend and inspiration for years. Her creative talent with color and design always amazes me. She is wonderful at encouraging others to express themselves in their work. She has inspired me over the years to keep trying and be proud of whatever I create.
- **Christina Todd:** Being relatively new to quilting, almost all of the speakers have been inspiring - However, I am not at the skill level where I can understand or implement their ideas and techniques. It has inspired me to get organized, though! Here is a pic of my fabric closet. (*Editor's note: Organize mine next, please!*)

- **Sue Hauser:** It's difficult to select one speaker who has been most inspirational to me. I learn something from every single program and workshop. But the first person who comes to my mind is a recent speaker - Alex Anderson. The thing that really impressed me is that Alex has always been known as a very traditional quilter, but after many years of designing quilts that fit her traditional image, she is now enjoying learning new techniques from a variety of contemporary fiber artists. She is modeling the concept that even an accomplished teacher still has much to learn. I look forward to seeing what Alex creates in years to come. (*Editor's note: This survey wouldn't be complete without asking our Program Chair, although I think it's kind of like asking mom which child she loves the most!*)

Keeping Up With the WQG...

Did you know that the Westside Quilters Guild is active on multiple social media platforms?

- ◇ Blog: <http://www.westsidequilters.org/>
- ◇ Facebook: <http://www.facebook.com/hillsboroquilts>
- ◇ Instagram: <https://www.instagram.com/explore/tags/westsidequiltersguild/>
- ◇ E-mail (general info): WestsideQuiltersGuild@outlook.com
- ◇ And just in case you need our mailing address:

Westside Quilters Guild
P.O. Box 1036
North Plains, OR 97133



Last night my sewing machine wasn't working...

Spent some time with my family...

They seem like nice people!



Block of the Month (in a Virtual World!)

Reminder for Block of the Month in our virtual format: To participate, send an email to Deborah Bolton at deborahbolton11@yahoo.com with a photo of your completed block(s), or simply let her know how many blocks you made.

Please let Deborah know by the Friday before our guild meeting. (That's October 16th for this month's blocks.) She will draw a winner from everyone who has emailed her, announce the winner at our guild Zoom meeting, and let participants know how/where to get completed blocks to win.

The next month's block pattern will go out via email following the general meeting each month. Questions? Contact Deborah.



Need some Halloween inspiration?

Check out this roundup of free Halloween patterns and tutorials:

Conniekresin.com/halloween-free-patterns-roundup

WQG Business Members

Tanasbourne RV & Mini Storage

Secure units of all sizes;
RV and vehicle storage;
moving and storage
supplies available.

21300 NW Cornell Road
Hillsboro, OR 97124
503-690-1923
tanasbournemini.com





JudyQ Block
Quilt Instructor - Lecturer
Online Quilt Shop
www.JudyQBlock.com

JudyQ Block

Judy@JudyQBlock.com
503-780-9339



E2E
NEWEST LARGEST HOOPLESS EMBROIDERY
COMPETITIVE PRICING
GRANDMA DUCKIE LONGARMING
ANNE MARIE
503-334-5151
grandmaduckie@yahoo.com



Sharon's Attic Quilt Shop

2950 SW Cornelius Pass Rd.
Hillsboro, OR 97123
503.259.3475

ChaseQuilts offers E2E longarm quilting services, and unique accessories handmade from 100% cotton fabrics.

www.chasequilts.com
chasequilts@gmail.com




BRIE KRIEBEL CLOTHING



PAULINA BRIE KRIEBEL
2303 14th Ave.
Forest Grove, OR 97116
503.201.1423
briekriebel@gmail.com
www.briekriebelclothing.com

WEARABLE ART

Aloha
Sewing & Vacuum
and fabric too

I'M NO EXPERT BUT I THINK A FINISHED QUILT IS WAY BETTER THAN A PERFECT QUILT.



[FACEBOOK.COM/QUILTINGSEWINGCREATING](https://www.facebook.com/quiltingsewingcreating)

WQG Business Members

My Little Quilt Shop
 April Prestwich
 Longarm Quilting Services
 2326 Gales Way
 Forest Grove, Oregon 97116
 602-363-0533

April@mylittlequiltshop.com
 www.Mylittlequiltshop.com



Alderwood Quilts

Sue Hauser
www.alderwoodquilts.com
 503.324.9400

Longarm Quilting
 with Statler Stitcher

**Creative Hearts
 Quilting**

Cheryl Ferris
 146 S.W. Seminole Dr.
 Aloha, Oregon 97006
 503-504-8933

Cheryl@creativeheartsquilting.com
 www.creativeheartsquilting.com



**Transformation
 Quilt
 Studio**

Laurie Hopper

New Business Member!

1499 SW 213th Ave.
 Beaverton, OR 97003
 503-591-1307
 laurie@transformationquiltstudio.com
 www.transformationquiltstudio.com



Streamline Quilting .com

Dana@streamlinequilting.com
 @theleanquilter
 503-966-2323

Specializing in Edge to Edge
 Longarm Quilting Services! I also
 offer Fabrics, Batting, Notions,
 Completed Quilts, & More!
 Do you want to give a loved one
 something lovingly handmade?
 Let me help!




Quilter's parrot